

WATER ENHANCING PRODUCTS FOR THE HOME

JAN 25



wash water™
where water has no limits



WELCOME TO WASH WATER

The Johnson family behind Wash Water have been successfully developing water enhancement products since 1964. Proven performance, reliability and efficiency supported by extensive warranties helps to ensure that your Wash Water product will be the 'smart' choice. The family have been responsible for over 200,000 softener, filter, purifier, boiling tap and scale prevention system sales in the UK alone and is now on to its 3rd generation. Producing high quality softeners, scale prevention systems and more recently the OptiH₂O boiling water units with its unique no scale guarantee, makes Wash the 'smart' choice for installers and end users alike.

Selling nationwide, Wash offers you arguably the most comprehensive range of water enhancement products available. At any one time, the business stocks over 1000 boiling water taps, together with a similar amount of water softeners, be it the tried and tested Smartline™ models, or the ultra compact Poseidon i10 softener that needs no 13a power supply!

The Smartline™ range is a definite favourite as they represent the bullet proof softener range with SmartPlus technical features necessary for the varying UK market.

They are ably supported by the Poseidon i10 that if site conditions dictate, needs no power point as it can run off a simple long life 9V battery. It is popular with installers who are looking to offer their customers something more compact, but with all the SmartPlus features and still retaining its ability to provide soft water 24/7 through its twin cylinder operation.

Based in Eye, Suffolk, companies are most welcome to visit us for training of their staff on all things water treatment. With over 120 years of combined experience from Wash's staff, there's an awful lot of knowledge available.

Kevin Johnson the MD sold his first softener back in 1982 and has been Chairman of Beama water softener division, Technical Director of the UKWTA, a member of the CII/062 BSI committee for BS7593 for domestic water treatment and a WTG member for the HHIC.

Wash Water
4a Castle Street
Eye
Suffolk
IP23 7AN

wash-water.uk
info@wash-water.uk
01379 873070





CONTENTS:

WATER SOFTENERS	4 - 5
WATER SOFTENER SALT	6
SCALE PREVENTION	7
PROTECTING THE ENVIRONMENT	8
WATER & HEALTH	9
OPTIH ₂ O WATER SYSTEMS	10
ELECTRONIC TAPS	11
4-in-1 MULTIFLO TAPS	12 - 17
BOILING WATER TANKS	18
WATER FILTERS	19
3-in-1 MULTIFLO TAPS	20 - 21
WATER FILTERS/PURIFIERS	22 - 23
ANCILLARIES	24
EARTH SAFE TECHNOLOGY	25
WATER FACTS & FIGURES	26
WATER HARDNESS MAP	27



Si Water Softeners

BUILT FOR STRENGTH & RELIABILITY
Featuring **SmartPlus™** technology



Si260



Si160

SMARTPLUS™

- High flow rates with low pressure drops – flow rates up to 65 lpm
- Compact robust designs for quick and easy installation
- Patented and time proven control valves, ensuring years of reliability and maintenance-free usage
- Large salt opening with high salt storage
- 72-hour memory back up to maintain settings in the event of a power outage
- Soft touch backlit display panel for easy programming and reading
- The UK's first softener ranges that include **AI SmartCare**, with self-adjusting regeneration frequency by measuring, learning, and storing your water usage patterns to keep running costs to a minimum, stores data in the event of a power cut and only regenerates the resin that has been used.
- Triple protection brine filters and safety float

NOTE: For detailed list of **SmartPlus™** features appropriate to each model, please see individual softener brochures or web site

These class leading softeners, come complete with technology-led features.

Both the electric Si models and the electro dynamic Poseidon i10 are meter controlled and include **SmartPlus™** as standard, providing a host of features to ensure reliable, smooth and **low running costs** of your softener.

Their most prominent feature is **Precision Brining™**. This ensures running costs are directly linked to the amount of water you use, giving you an incredible **56% salt saving** when compared to other makes of softeners available.

And remember, with the Si160 and 260 only 472mm deep inc hoses connected, they are the installer's choice – nationwide!

SI MODELS:

- Come complete with a full installation kit. It includes our unique **EaSi-Fit Bypass** - supplied with speedfit connections for both 15 and 22mm pipework (eliminates the need for any extra installation components), pair 80cm flexible hoses, 3m drain/overflow hose, water hardness test kit and plug-in transformer with 3m fly lead.



EaSi-Fit Bypass – up to 80 lpm.
Supplied with speedfit connections for both 15 and 22mm pipework.

POSEIDON MODELS:

- Come complete with a full installation kit. It includes our unique **EaSi-Fit Bypass** - supplied with speedfit connections for both 15 and 22mm pipework (eliminates the need for any extra installation components), pair 60cm hi-flow flexible hoses, 3m drain/overflow hose, water hardness test kit and plug-in transformer with 3m fly lead. Also comes with complimentary long life 9v battery as an additional power option to the transformer.

60 and 80cm Hi-flow hose upgrades (¾" and 1") are available, details on request. Si360 includes bypass and full installation kit c/w 60cm hi-flow hoses for 28mm pipework.

Poseidon i10

Water Softener



Poseidon i10

MODEL SELECTION GUIDE

Family Size	Hard Water**	Very Hard Water***
1 - 4	Si160 or Poseidon i10	Si160 or Poseidon i10
1 - 5	Si160 or Poseidon i10	Si260 or Poseidon i10
1 - 7	Si260 or Poseidon i10	Si260 or Poseidon HC
1 - 10	Si260 or Poseidon HC	Si360 or Poseidon HC

Hard Water up to 360ppm. *Very Hard Water 360-450ppm
Family size is based on allowing 142 litres per person per day as recommended by the Energy Savings Trust
For water hardness above 450ppm, please call 01379 873030 for advice

Model	Salt Use per Regeneration (kg)	Maximum Flow Rates (lpm)	Dimensions - mm H x W x D	Connection Size
Poseidon i10/HC	0.53 - 0.75	55	508 x 265 x 480	¾"mbbsp
Si160	0.54 - 1.8	65	535 x 310 x 472	¾"mbbsp
Si260	0.95 - 3.15	63	715 x 310 x 472	¾"mbbsp
Si360	1.58 - 5.25	61	1047 x 310 x 505	1"mbbsp

All dimensions include hoses provided connected to the softener.
For 22mm HI-flow hose applications: Si160/260 models add 17mm to depth.
For 28mm applications: Si160/260 models add 38mm to depth and Poseidon add 8mm to width.
Salt: Smartline S models use tablet salt whereas Poseidon i10 can use either tablets or blocks.

24/7 TWIN CYLINDER DUPLEX DESIGN

INNOVATIVE | COMPACT | NEXT GENERATION

ADDITIONAL FEATURES UNIQUE TO POSEIDON i10:



Twin cylinder operation (2 softeners in 1) guaranteeing 24/7 soft water



Compact design - Only 508mm high for easy installation



Electro Dynamic - If no 13amp socket is available for the plug-in transformer (3m cable) simply use the long life 9V battery instead#



Dual salt option - use either tablet or block salt



Fine mesh resin ensuring maximum efficiency



High Capacity (HC) model available - details on request



Automatically adjusts to BST and GMT time changes

Poseidon showing battery compartment ▶



Twin cylinder operation for 24/7 soft water ▶



*All softeners are automatically covered by a 2 & 2 guarantee. Simply register within 30 days of installation and we will upgrade your parts warranty to 7 years free of charge!

#Supplied with transformer and long-life battery



WATER SOFTENER SALT

If you have a water softener, you need to keep it supplied with high quality softener salt. Wash UniTabs and UniBlock salt is of the highest purity (British Standard Approved Class A PDV) to ensure optimum operating efficiency for all water softeners!

UNITABS - TABLET SPECIFICATION

- ◆ High Quality PDV Salt
- ◆ Eco friendly production
- ◆ Approved to BS EN973 Class A
- ◆ Clean and pure for efficient brining
- ◆ Suitable for all water softeners
- ◆ Available in 10kg and 25kg bags

UNIBLOCKS - BLOCK SPECIFICATION

- ◆ High Quality PDV Salt
- ◆ Eco friendly production
- ◆ Approved to BS EN973 Class A
- ◆ Clean and pure for efficient brining
- ◆ Suitable for block salt water softeners
- ◆ Each pack contains 2x 4kg blocks

Both 10kg tablet and 8kg block bags incorporate carry handle

25kg granular available - details on request

Full product analysis available on request





CleanScale XP™ SCALE PREVENTION SYSTEMS

CleanScale XP

- 24/7 whole-house limescale protection for your appliances, kitchen, bathrooms, and plumbing system
- Prevents new and removes existing scale
- Proven technology utilising a unique catalytic core within a quality stainless steel body
- Reduces energy bills by up to 24% and prolongs equipment life
- Increases water flow rates by removing existing scale
- Water remains conditioned for up to 3 months
- Self-cleaning action to keep the media core working at optimum efficiency
- No maintenance – fit vertically or horizontally and forget, with no earth bonding required
- Made in the UK with full **WRAS Approval**
- Easy to install – no drain or power points are required
- Suitable for all types of pipes – copper, pvc, galvanized, etc
- 10 year parts warranty (upon registration) for complete peace of mind



CleanScale XP Pro

- 24/7 whole-house limescale protection for your appliances, kitchen, bathrooms, and plumbing system
- Prevents new and removes existing scale
- Clean, fresh, and healthy filtered drinking water by removing chlorine, bad tastes, odours, organic chemicals and herbicides & pesticides at every tap
- Reduces energy bills by up to 24% and prolongs equipment life
- Water clarity by removing chemicals in your clothes when washing, whilst preventing scale in the machine!
- Increases water flow rates by removing existing scale
- Low-running costs with **NSF Approved** media within easy change 12 month life cartridge
- Easy to install – no drain or power points are required.
- Suitable for all types of pipe – copper, pvc, galvanized, etc.
- Integrated on/off/bypass valve built into the head for easy cartridge with integrated pressure relief valve
- Supplied complete with full installation kit
- 2 year parts and labour warranty. Simply register within 30 days of purchase and we will upgrade your parts warranty to 5 years free of charge



Model	Dimensions - mm L x Dia	Flow Rates (lpm)	Max Water Pressure*	Suitable for Pipe Size	Connections
CS-XPI15	215 x 43	3 - 25	10 bar	DN15 & DN20	½" BSPT
CS-XPI22	245 x 43	24 - 54	10 bar	DN20 & DN25	¾" BSPT
CS-XPI28	260 x 43	45 - 90	10 bar	DN25 & DN32	1" BSPT

For use on potable water supply up to 100c with protection from frost.

Larger models available – details on request *Wash recommend a pressure limiting valve for all water pressures over 5 bar.

Model	Dimensions - mm H x W x D	Maximum Flow Rate (lpm)	Water Pressure	Connections
CS-XPPRO15	410 x 300 x 190	30 lpm	1 - 5 bar	¾" MBSP
CS-XPPRO22	410 x 340 x 190	46 lpm	1 - 5 bar	¾" MBSP
CS-XPPRO28	410 x 360 x 190	62 lpm	1 - 5 bar	1" MBSP

For use on cold water mains supply only with protection from frost.

Larger models available – details on request



PROTECTING YOU AND THE ENVIRONMENT

DID YOU KNOW?



💧 Comprehensive studies have proven that an **efficient water softener can be classed as Carbon Neutral** in accordance with The Code for Sustainable Homes.

All Wash water softeners comply with this classification.



💧 A water softener will remove your existing scale, so **no fuel is wasted** in heating the scale before you heat the water. Just **1.6mm of scale** increases your fuel bills by an incredible 12%*. **Less fuel equals more money** in your pocket too! *Source British Water

💧 With soft water you use over **50% less soaps, washing powders, conditioners, shampoos, detergents, cleaning agents** etc, so you are reducing chemical use going to drain by half.



💧 With soft water ensuring **your appliances, boiler, hot water cylinder etc lasting up to 3-4 times longer** if compared to a 'hard water home', the need for continual replacement of products is reduced and means **less raw materials** are being used from Earth's valuable resources. Again, with **less repairs** and renewals meaning **more money in your pocket!**

💧 Just think, that by having a Wash in-house water filter or purifier, **how many of the UK's 38.5 million plastic bottles used every day, will be a thing of the past!**



YOUR WATER & HEALTH

The idea of water and health does not always get the recognition it deserves, especially as the human body is made up of over 70% water! We all need minerals in our water, but not 'bad' ones, so removing them can benefit every person in the family.

Soft water examples:

💧 Remove calcium and magnesium and you not only have a **scale free water system** and all the benefits that brings but you also have water that **supports healthier skin**. A soft water system **benefits every person within the home** and can help prevent dry skin conditions like eczema, psoriasis etc and gives the perfect wet shave.

💧 Remember that with a scale-free system, you can **save up to 24%* on your annual fuel bills** by not heating the scale before you heat your hot water!

*Source British Water

💧 **Household bills will be reduced**. Independent tests have proven that **over £550 can be saved every year** by fitting a water softener.

💧 Your water softener will also **remove existing scale** from your system. And no scale equals **softer towels and laundry, gleaming taps, baths and shower screens**. Less cleaning time gives you **more time with the family**. A **shower that works at full power** once the scale has gone with an abundance of hot water too.

💧 **Did you know** the average cost of installing a Wash softener is **paid back within 2-3 years** by the savings soft water provides.

💧 There is **no other home improvement product** that gives such an improved lifestyle **for you and your family**, with such a short payback period!

Drinking water examples:

💧 **Remove chlorine and scale** and you get a far **better tasting cuppa** whilst admiring your **healthier, softer hair!**

💧 A water supply **free of chlorine and impurities**, allows your body to function better, as **'water is life'**. The better the quality water you drink, the more you are helping **your body optimize its potential**.

💧 Enjoy a **plentiful supply of filtered or purified boiling water available 24/7** with a new **4 in 1 or electronic tap and system**. No more wasting time and running up unnecessary energy bills waiting for an inefficient kettle full of scale to boil. Plus no kettle allows you to **maximise your worktop space**.



"Water is life!"





ARE YOU READY FOR OptiH₂O?

THE GOLD STANDARD OF WATER BOILERS



fills a glass or cup in seconds!

Integrated water purifier removing scale, scum, chemicals, herbicides and pesticides, PFAS, chlorine and all other bad tastes & odours, delivering purified hot/boiling (37° to 98°) and cold form, directly to the electronic or 4in1 tap of your choice.

OptiH₂O FEATURES:

- First in Class integrated reverse osmosis protected boiling unit
- Choice of electronic tap in brushed nickel or matt black body, both with gloss black tops. All made from premium quality SS316 stainless steel with 120° turntable head
- Child safety lock on boiling tap operation
- Purified cold and hot/boiling water option, with a choice of hot/boiling settings from 37-98°
- Long life (12 months) easy change MOR 5 in 1 multi-level cartridge
- Remineralizes both cold and hot purified water by adding back in healthy essential minerals for optimised taste and pH balance

Once you have agreed the OptiH₂O model is for you, simply choose the tap from either one of the Electronic or 4in1 Multiflo taps you would like to go with it.

Model	Boiling Tank Capacity	Dimensions - mm H x W x D	Temperature Settings	Tap Type
OptiH ₂ O-E	2.4 litres	398 x 150 x 425	37-98c	Electronic
OptiH ₂ O-M	2.4 litres	398 x 150 x 425	37-98c	Multiflo 4-in-1

Unit requires 1.5 – 5 bar water pressure from cold mains supply, drain facility and 13a power supply

*Denotes if MOR is changed annually/upon exhaustion – whichever is first. Cartridge plans available.

ELECTRONIC MULTIFLO TAPS



◀ Electronic Multiflo Tap
Code: **WWOPE500**
Colour/Finish: **Brushed Nickel**



◀ Electronic Multiflo Tap
Code: **WWOPE300**
Colour/Finish: **Matt Black**

Purified cold and boiling water.

- 💧 Digital display for easy control and programming
- 💧 Purified cold and purified boiling* water applications
- 💧 120° turntable neck
- 💧 Insulated cool touch spout
- 💧 Choice of Brushed Nickel or Black body, both with gloss Black tops. All made from premium quality SS316 stainless steel
- 💧 *Variable water temperature 37°- 98°
Simply set desired temperature via the Up and Down arrows on the tap



OPTIH2O-E - WASH WATER TANK SUITABLE FOR USE WITH ELECTRONIC TAPS:



4in1 MULTIFLO TAPS



BOILING/PURE



COLD/PURE




HOT



COLD

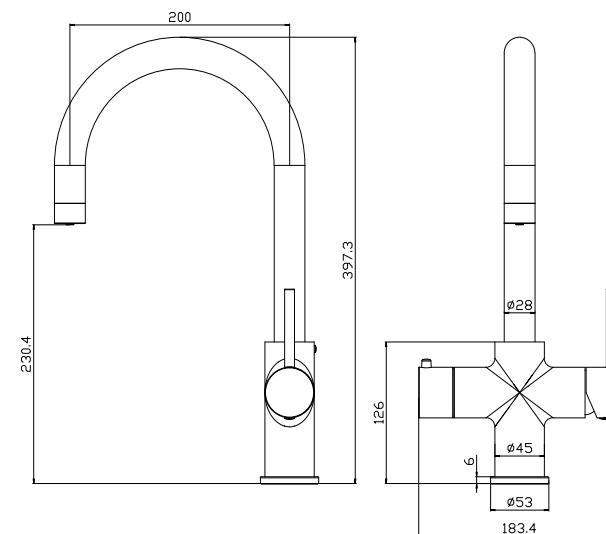
As Simple as 1-2-3... 1: Choose your tap colour...
2: Choose your tap style... 3: Choose your tank!



ROUND NECK

TAP FEATURES:

- Lead free brass
- High flow, drip-free WRAS-approved cartridge
- Dedicated internal filtered/purified water channel within tap
- Child safety lock
- Insulated cool touch spout
- Choice of attractive finishes
- 360° turntable neck
- The only multi flow tap system available that can give both purified cold and boiling water – applies to any 4 in1 tap if used with the OptiH₂O-M system



◀ 4-in-1 Multiflo Round Neck Tap
Code: WW41R-BN
Colour/Finish: Brushed Nickel

Please note: Symbols at top of the page refer to 4 in 1 tap if used with OptiH₂O-M system. For full boiling/filtered/pure water options, refer to page 18 (tank specifications)



◀ 4-in-1 Multiflo Round Neck Tap
Code: **WW41R-GM**
Colour/Finish: **Gun Metal**



◀ 4-in-1 Multiflo Round Neck Tap
Code: **WW41R-MB**
Colour/Finish: **Matt Black**



◀ 4-in-1 Multiflo Round Neck Tap
Code: **WW41R-CP**
Colour/Finish: **Chrome**



◀ 4-in-1 Multiflo Round Neck Tap
Code: **WW41R-BB**
Colour/Finish: **Brushed Brass**

WASH WATER TANKS SUITABLE FOR USE WITH MULTI FLO 4 IN 1 TAPS:



Please note: Images not shown to scale



4in1 MULTIFLO TAPS



BOILING/PURE



COLD/PURE




HOT



COLD

As Simple as 1-2-3... 1: Choose your tap colour...
2: Choose your tap style... 3: Choose your tank!

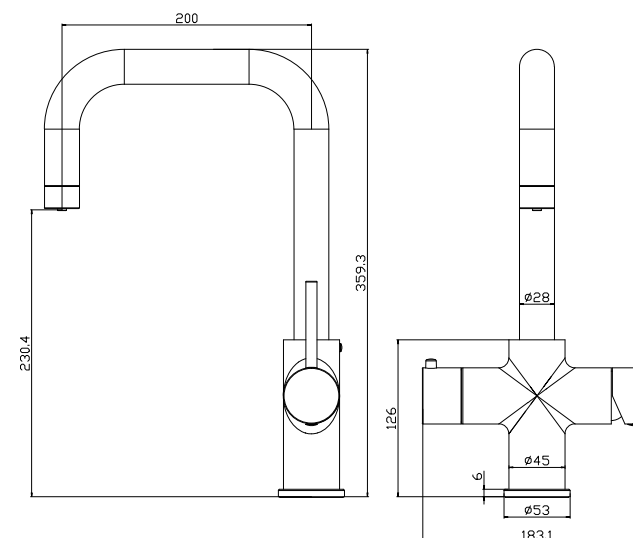
SQUARE NECK



◀ 4-in-1 Multiflo Square Neck Tap
Code: WW41S-BN
Colour/Finish: Brushed Nickel

TAP FEATURES:

- Lead free brass
- High flow, drip-free WRAS-approved cartridge
- Dedicated internal filtered/purified water channel within tap
- Child safety lock
- Insulated cool touch spout
- Choice of attractive finishes
- 360° turntable neck
- The only multi flow tap system available that can give both purified cold and boiling water – applies to any 4 in 1 tap if used with the OptiH₂O-M system





◀ 4-in-1 Multiflo Square Neck Tap
Code: WW41S-GM
Colour/Finish: Gun Metal



◀ 4-in-1 Multiflo Square Neck Tap
Code: WW41S-MB
Colour/Finish: Matt Black



◀ 4-in-1 Multiflo Square Neck Tap
Code: WW41S-CP
Colour/Finish: Chrome



◀ 4-in-1 Multiflo Square Neck Tap
Code: WW41S-BB
Colour/Finish: Brushed Brass

WASH WATER TANKS SUITABLE FOR USE WITH MULTI FLO 4 IN 1 TAPS:



Please note: Images not shown to scale



4in1 MULTIFLO PULL OUT TAPS

WITH RETRACTABLE NOZZLE



BOILING/PURE



COLD/PURE



HOT



COLD

As Simple as 1-2-3... 1: Choose your tap colour... 2: Choose your tap style...
3: Choose your tank!

TAP FEATURES:

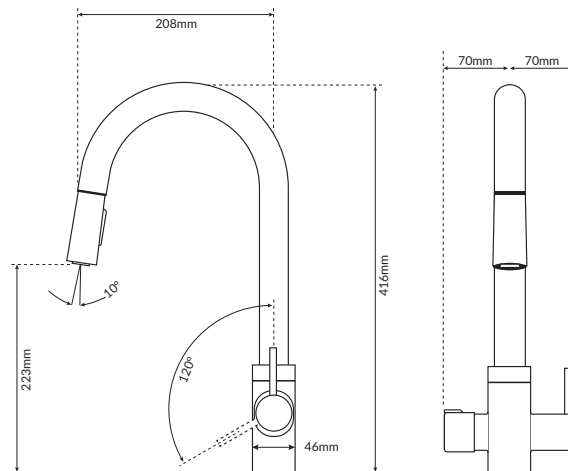
- ◆ Retractable pull-out nozzle – up to 450mm – for hot, filtered cold, purified and boiling water applications
- ◆ Dedicated internal filtered/purified water channel within tap
- ◆ High flow, drip-free WRAS-approved cartridge
- ◆ Child safety lock on boiling tap operation
- ◆ Stream or spray option function pull down spray head
- ◆ Choice of attractive finishes
- ◆ The only multi flow tap system available that can give both purified cold and boiling water – applies to any 4 in 1 tap if used with the OptiH₂O-M system
- ◆ Insulated cool touch spout
- ◆ 360° turntable neck
- ◆ Lead free brass



4-in-1 Multiflo Retractable Nozzle Tap ▶

Code: WW41N-BN

Colour/Finish: Brushed Nickel



Please note: Symbols at top of the page refer to 4 in 1 tap if used with OptiH₂O-M system. For full boiling/filtered/pure water options, refer to page 18 (tank specifications)



4-in-1 Multiflo Retractable Nozzle Tap ▶
Code: **WW41S-BG**
Colour/Finish: **Brushed Gold**



4-in-1 Multiflo Retractable Nozzle Tap ▶
Code: **WW41N-MB**
Colour/Finish: **Matt Black**



4-in-1 Multiflo Retractable Nozzle Tap ▶
Code: **WW41N-CP**
Colour/Finish: **Chrome**

WASH WATER TANKS SUITABLE FOR USE WITH MULTI FLO 4 IN 1 TAPS:



Please note: Images not shown to scale



BOILING WATER TANKS 2.4, 4.0 AND 5.0 LTR

ALL TANKS FEATURE:

- ◆ Non-pressurised system with open vent design for 24/7 safety
- ◆ INCO-800 super high-quality heating element with dry burn protection and 304 food grade stainless steel water tank to guarantee water quality
- ◆ High grade water filter to remove chlorine, bad tastes & odours etc, with unique anti-scale media to significantly reduce build-up of hard scale within the tank
- ◆ Thermostat is accurate to within 0.5 degrees
- ◆ Stainless steel elements, sensors and dry burn float
- ◆ Unique Bladder Venturi system
- ◆ Powered by a standard 13-amp UK plug
- ◆ Easy Installation

These easily installed stainless steel water tanks can be matched with any of our 4-in-1 taps to provide instant quality water on tap!



5.0 LITRE HOT WATER TANK WITH TOUCHSCREEN INTERFACE

- ◆ Choice of 15 temperature settings from 37 to 98 degrees
- ◆ Incorporates stainless steel FastHeat element
- ◆ Dimensions: 322mm H x 200mm W x 290mm D
- ◆ Mains Hot, Mains Cold, Cold Filtered, Boiling Filtered via CleanScale™ C30 filter. For C30 upgrade (BREW2000), please see pages 19 and 24 for further details.

Code: **WWBT50**



4.0 LITRE HOT WATER TANK WITH TOUCHSCREEN INTERFACE

- ◆ Choice of 15 temperature settings from 37 to 98 degrees
- ◆ Incorporates stainless steel FastHeat element
- ◆ Dimensions: 272mm H x 200mm W x 290mm D
- ◆ Mains Hot, Mains Cold, Cold Filtered, Boiling Filtered via CleanScale™ C30 filter. For C30 upgrade (BREW2000), please see pages 19 and 24 for further details.

Code: **WWBT40**



2.4 LITRE HOT WATER TANK WITH TWO SIMPLE SETTINGS

- ◆ Two simple tea/coffee temperature settings to choose from of either 95 or 98 degrees
- ◆ Incorporates stainless steel FastHeat element
- ◆ Small footprint
- ◆ Dimensions: 294mm H x 195mm W x 195mm D
- ◆ Mains Hot, Mains Cold, Cold Filtered, Boiling Filtered via CleanScale™ C30 filter. For C30 upgrade (BREW2000), please see pages 19 and 24 for further details.

Code: **WWBT24**



OPTIH₂O-M WITH SOFT-TOUCH INTERFACE

- ◆ Choice of multiple temperature settings from 37 to 98 degrees
- ◆ Incorporates stainless steel FastHeat element
- ◆ Dimensions: 398mm H x 150mm W x 425mm D
- ◆ Small footprint
- ◆ Mains Hot, Mains Cold, Purified Cold and Purified Boiling
- ◆ Remineralizes both cold and hot purified water by adding back in healthy essential minerals for optimised taste and pH balance
- ◆ Change MOR 5in1 cartridge and remineralise cartridge annually

Code: **OPTIH2O-M**

*Filters on the 2.4, 4.0 and 5.0 litre boiling tanks must be changed every 6 months to maintain the guarantee. On time filter replacements ensure optimal system performance and longevity. OptiH₂O 5in1 MOR cartridge to be changed annually/upon exhaustion – whichever is first. All tank Height dimensions are to the top of the connection points. For detailed diagrams, please call 01379 873070

WASH CleanScale WATER FILTERS



Code: CS-C30

Code: CS-C30RC

**Enjoy premium quality, fresh and delicious, filtered water via its own dedicated tap
p.s. significantly reduces kettle scale too!**

The **C30** is the ideal choice for people that want filtered water, free of chlorine, bad tastes & odours, organic chemicals as well as herbicides & pesticides, from a small, dedicated tap. With the added feature of significantly reducing your kettle scale too!

It has all the benefits of the larger **CleanScale XP Pro** whole house scale prevention system but is designed to be used with a simple dedicated tap for point of use applications, normally adjacent to your existing kitchen tap(s).

Model	Dimensions - mm H x W x D	Maximum Flow Rate (lpm)	Water Pressure	Connections
C30	295 x 65 x 90	4 lpm	1 - 5 bar	3/8" speedfit
BREW2000	385 x 120 x 160	2 lpm	1 - 5 bar	3/8" speedfit

For use on cold water mains supply only with protection from frost.

C30

- ◆ The cartridge fits neatly into the auto shut off head (turns the water off automatically when cartridge is being changed) and has a long life 6 month/3000 litres capacity*.
- ◆ Significantly reduces kettle scale and removes chlorine, bad tastes and odours, organic chemicals etc.
- ◆ Choice of Matt Black or Brushed Nickel faucet finishes.
- ◆ Utilises environmentally friendly eco insert cartridge system.

BREW2000

Offers all the benefits of the C30 and more:

- ◆ The Brew, which is an upgrade to the C30, removes the scale causing calcium ions from the water to give you the ultimate protection of your boiling water tank.
- ◆ It retains non scale forming magnesium (flavour carrier) to improve the taste and quality of your hot and cold drinks too.
- ◆ It is the perfect upgrade system.
- ◆ As the Brew works in a different way to the C30, please see page 24 for its capacity chart for guidance.



Code: CS-BREW2000

TAPS



Black Tap ▶
Code: WW38HN-MB
Colour/Finish: Matt Black



Brushed Nickel Tap ▶
Code: WW38HN-BN
Colour/Finish: Brushed Nickel





3in1 MULTIFLO TAPS

Hot, cold and either filtered or purified water
all from an attractive round neck tap

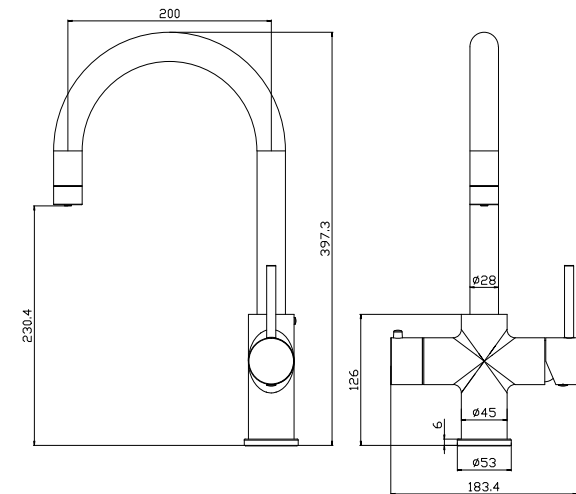


TAP FEATURES:

- ◆ High quality Brushed Nickel finish
- ◆ High flow, drip-free WRAS-approved cartridge
- ◆ Dedicated internal filtered/purified water channel within tap
- ◆ Choice of attractive finishes
- ◆ Includes C30 filter unit*
- ◆ 360° turntable neck

*Can be upgraded to WRO330/3000 - details on request

3-in-1 Multiflo Round Neck Tap ►
Code: WW31R-BNL
Colour/Finish: Brushed Nickel (Light)





3-in-1 Multiflo Round Neck Tap ▶
Code: WW31R-GML
Colour/Finish: Gun Metal (Light)



3-in-1 Multiflo Round Neck Tap ▶
Code: WW31R-BBL
Colour/Finish: Brushed Brass (Light)



3-in-1 Multiflo Round Neck Tap ▶
Code: WW31R-MB
Colour/Finish: Matt Black



REVERSE OSMOSIS FOR FILTERED AND PURIFIED WATER



WRO3000

WRO3000 – gives an unrivalled 2 lpm of pure filtered water via an attractive faucet of your choice#

SPECIFICATION

- WRO3000 produces a consistent 2 lpm of purified water via a dedicated tap 24/7

WRO3000

- Remineralises the purified water by adding back in healthy essential minerals for optimised taste and pH balance
- Long life purifying element
- Integral pump to ensure consistent flow of water
- Integrated manifold for a leak-free design
- Robust design for quick and easy installation
- Complete with full installation kit
- 24 months Parts Warranty – upon registration
- Comes with brushed nickel faucet as standard but can be upgraded to matt black upon request – see page 19
- Cartridge plans are available
- Easy change sealed cartridges, unlike other multi cartridge and membrane systems
- Works off a simple 13a plug

HEALTHY HYDRATION

The WRO3000 will remove unwanted impurities providing the ultimate in healthy hydration for you and your family.

Using a sealed purifying element (membrane) and pre and post filter, its serviceability and running costs are kept to a minimum.

Using a sealed purifying element (membrane) and pre and post filter, both models' serviceability and running costs are kept to a minimum*.

BENEFITS...

- Removes scale from your kettle and scum from your cuppa
- Removes chlorine, bad tastes & odours, organic chemicals, PFAS, herbicides and pesticides, cadmium, mercury, arsenic, fluoride, nitrates etc
- Remineralizes the product water by adding essential minerals for optimised taste and pH balance

RECOMMENDED TAPS



Matt Black Tap
Code: WW38HN-MB
Colour/Finish: Matt Black



Brushed Nickel Tap
Code: WW38HN-BN
Colour/Finish: Brushed Nickel



3-in-1 Multiflo Round Neck Tap
Available in a range of colours:
see page 20 & 21

Model	Dimensions - mm H x W x D	Cartridge Change Frequency	Membrane Change Frequency	Tank Size mm H x D
WRO330	335 x 375 x 120	12 months	2-3 years*	360 x 255
WRO3000	425 x 160 x 460	12 months	2-3 years*	n/a

For use on cold water mains supply only with protection from frost.

*Depending on water quality

#Can also be used with Multiflo 3in1 taps



WRO330 - a top selling reverse osmosis unit that gives you an incredible 3.3 litre flow over 20 seconds via a separate tank of stored purified water

SPECIFICATION

- 💧 WRO330 produces 330 litres per day* of purified water via a dedicated tap
- 💧 Long life purifying element
- 💧 Integrated manifold for a leak free design
- 💧 Easy change sealed cartridges
- 💧 Cartridge plans are available
- 💧 Pumpless – works off your water pressure
- 💧 Comes with brushed nickel faucet as standard but can be upgraded to matt black upon request – see page 18
- 💧 24 months Parts Warranty – upon registration
- 💧 Remineralises the purified water by adding back in healthy essential minerals for optimised taste and pH balance

HOW IT DIFFERS TO THE 3000:

The 3000 purifies on demand (2 lpm), whereas the 330 has a separate storage tank that holds purified water ready for use. Open the tap and you are supplied with an **incredible 3.3 litres over 20 seconds!**

The tank (if completely empty) then refills over 10-12 mins ready for when you need purified water again. If you don't use the full 3.3 litres in one go, no problem, the remainder is always available for use, plus any extra the unit has added in the refill period.

HEALTHY HYDRATION

The WRO330 will remove unwanted impurities providing the ultimate in healthy hydration for you and your family.

Using dedicated sealed cartridges sited as vertical pods, serviceability and running costs are kept to a minimum*.

BENEFITS...

- 💧 Removes scale from your kettle and scum from your cuppa
- 💧 Removes chlorine, bad tastes & odours, organic chemicals, PFAS, herbicides and pesticides, cadmium, mercury, arsenic, fluoride, nitrates etc*
- 💧 Remineralizes the product water by adding essential minerals for optimised taste and pH balance

*Water pressure dependent. Minimum 3 bar water pressure recommended.

HOSES:

Code: SFH34-80 Pair of ¾" standard braided hoses – 80cm long

Code: HFH34-60 Pair of ¾" Hi-flow hoses – 60cm long

Code: HFH44-60 Pair of 1" Hi-flow hoses – 60cm long

Code: HFH34-80 Pair of ¾" Hi-flow hoses – 80cm long

Code: HFH44-80 Pair of 1" Hi-flow hoses – 80cm long

Code: DRAIN-5 5m length of thick wall drain/overflow hose

Code: TU38-5 5m length of 3/8" poly tube

COMPLETE HI-FLOW KITS:

Code: PSK15-80 Hi-Flow 15mm valve kit and single check valve for hard plumbing to 15mm pipework c/w pair standard 80cm Hi-Flow hoses

Code: PSK22-60 Hi-Flow 22mm valve kit and single check valve for hard plumbing to 22mm pipework c/w pair 60cm ¾" Hi-flow hoses

Code: PSK28-60 Hi-Flow 28mm valve kit and single check valve for hard plumbing to 28mm pipework c/w pair 60cm 1" Hi-flow hoses

Code: PSK22-80 Hi-Flow 22mm valve kit and single check valve for hard plumbing to 22mm pipework c/w pair 80cm ¾" Hi-flow hoses

Code: PSK28-80 Hi-Flow 28mm valve kit and single check valve for hard plumbing to 28mm pipework c/w pair 80cm 1" Hi-flow hoses

REPLACEMENT CARTRIDGES:

Code: CS-C30RC CleanScale C30 replacement cartridge*

Code: CS-XPPRORC CleanScale XP-PRO replacement cartridge – change annually

Code: CS-BREW2000RC replacement CleanScale Brew cartridge*

Code: WRO330RC replacement cartridge set includes remineralising post filter*

Code: WRO3000RC WRO3000 replacement cartridge set includes remineralising post filter*

Code: OPTIH2ORC OptiH2O MOR 5in1 replacement membrane/filter – change every 12 months or before if scale / scum / bad tastes etc return. Includes remineralising post filter

FILTER UPGRADES:

Code: CS-BREW2000 CleanScale Brew system. Consists of head with 3/8" mbsp connections, 2x speed fit connections to 3/8" tubing. Integrated precision blender, and flush valve

REPLACEMENT MEMBRANES:

Code: WRO330RM WRO330 replacement membrane*

Code: WRO3000RM WRO3000 replacement membrane*

MISCELLANEOUS:

Code: WWTK Total Hardness test kit

Code: EASI34E Pair ¾" mbsp elbows – suitable for EaSi-Fit bypass.

Code: EASI44E Pair 1" mbsp elbows – suitable for EaSi-Fit bypass.

Current Bypass



Fig A. Unit in use

Fig B. Unit in Bypass mode

New Bypass (expected Q3 2025)



Fig C. Unit in use

Fig B. Unit in Bypass mode

EaSi-Fit Bypass – up to 80 lpm.
Can be used on 15, 22 & 28mm pipework.

Water filter/purifier replacement cartridge frequency chart:

Model	Change Frequency (months)*
CleanScale C30	6
CleanScale Brew	See chart below
CleanScale XP-PRO	12
WRO330 rep cart set	12
WRO330 rep membrane	24 -36
WRO3000 rep cart set	12
WRO3000 rep membrane	24 -36
OptiH2O MOR 5in1 combined membrane/filter	12

Total Water Hardness ppm	CleanScale Brew2000 cartridge lifespan guide for filtered/boiling water use (months)*		
Mains Water	4 Litres per day	6 Litres per day	8 Litres per day
240	12	12	11
270	12	12	9
300	12	11	9
330	12	9	6
360	12	8	6
390	11	7	5
420	9	6	4
450	8	5	4

*denotes in accordance with industry guidelines, no water filter cartridge should remain in the field for more than 12 months. Membranes to be changed upon exhaustion with a maximum of 5 years in the field.



Wash Water - protecting the planet with their Earth Safe Technology.

This label guarantees the use of 'green' technology in all products.

That the use of Wash Water products results in important direct and indirect sustainable environmental benefits, such as better use of available water, energy saving, and removal of harmful chemicals. A Wash softener alone will give you substantial savings on heating energy. Just 1mm of scale increases your energy use by 7%, and with the average hard water home estimated to have 4mm of scale, 7% is increased to 24%.

Products are designed and manufactured to operate with an unrivalled efficiency. The Johnson family has been involved in protecting over 200,000 homes and businesses from the effects of hard or impure water, utilising the Earth Safe ethos, with their first sale going back to 1964.

Wash's Earth Safe Technology has come some way since that initial sale and gives businesses and consumers the opportunity to become 'greener' by reducing their ecological footprint. Wash Water helps everyone to respect our precious water and resources and invites all their customers staff, new and old, to Eye, to learn about how Earth Safe Technology can put them at the forefront of any Wash Water related product they offer.



WATER FACTS & FIGURES

The Energy Savings Trust states average daily water use per person in the UK is 142 litres but in fact 78% of people actually believe their household uses less than 60 litres per day!

DID YOU KNOW?

- ◆ Around 36.5 billion cups of tea are drunk here in the UK every year
- ◆ Fewer than 1 in 5 households boil the correct amount of water when making a single cup of tea or coffee
- ◆ Almost 50% of people boiled three times as much water as they needed
- ◆ A frugal 1 in 10 use hot water for other household tasks
- ◆ 70% leave it to cool down, then they boil it all over again, but a further 1 in 10 pour any excess down the sink
- ◆ Wasted energy is equivalent to 2,649,792 kWh, enough to provide electricity for 40,880 homes per year!
- ◆ The amount of wasted water poured to drain is unmeasurable!

Source: UK Tea & Infusion Association

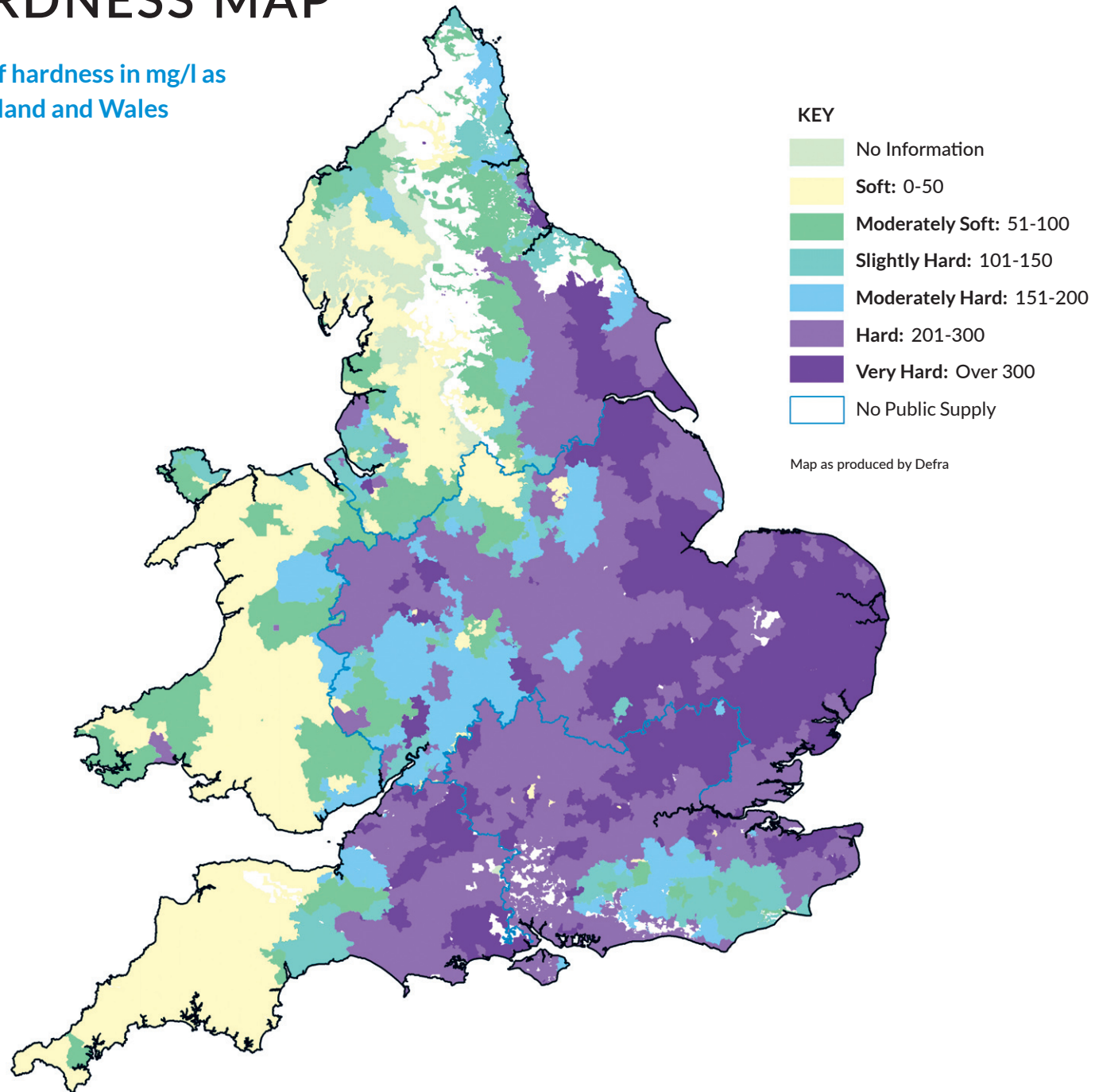
DID YOU KNOW THIS TOO?

- ◆ A UK gallon contains 4.54 litres, but a US gallon only has 3.78 litres
- ◆ 1psi water pressure is generated by approx. 2' in height (feet head). Therefore, a water tank 30' above the ground, generates 15psi, and 15psi is approx. 1 bar in water pressure
- ◆ 1 degree Clark (water hardness measurement) is 14.3ppm (parts per million) and ppm and mg/l (milligrams per litre) are the same measurement. i.e. 300ppm and 300mg/l equates to 21 degrees Clark
- ◆ In every litre of water there are 1000 millilitres (ml) and is the same as 0.22 UK gallons, which is actually 1.76 pints
- ◆ In every cubic meter of water there is 1000 litres, and 1000 litres is equal to 220 gallons



WATER HARDNESS MAP

This map shows the rate of hardness in mg/l as Calcium Carbonate in England and Wales





Wash Water
4a Castle Street
Eye
Suffolk
IP23 7AN

wash-water.uk
info@wash-water.uk
01379 873070